

PUBLIC HEALTH RING FENCED GRANT AND PUBLIC HEALTH OUTCOMES

Appendix A – Period 6 Financial Update and Outcomes

Health Overview and Scrutiny Committee, 13 January 2023

Introduction to Public Health Ring Fenced Grant (PHRFG) and Public Health Duties

Public Health - Statutory Duties

- **Improve population health and well-being**
- **Have regard to narrowing health inequalities**
- Preparation of and participation in health protection arrangements and services against threats for health of local population
- Duty to improve public health according to the Public Health Outcomes framework
- To comply with NICE recommendations for treatments under PH functions
- Oral public health including water fluoridation
- Help to contribute to the health of the prison population
- Have regard to improving drug and alcohol services
- Provision of DPH and specialist team.

Public Health Ring Fenced Grant Allocation

2022-2023 £31.218m

Purpose of the Grant

“The grant will be ring fenced for use on public health functions. This may include continued public health challenges arising directly or indirectly from Covid-19”

- Payable to upper tier authorities to deliver public health duties under the Health and Social Care Act 2012
- Must be used only for meeting eligible expenditure
- Where main and primary purpose of the spend is public health
- Grant conditions continue to be specific and DPH & Director of Finance responsible for compliance return to government

Mandated Functions

As part of the grant conditions the below functions are mandatory:

- Open access sexual health services
- NHS health checks 5 yearly 40 - 74
- Weighing and measuring of children
- Healthy Child Programme (child development reviews) – health visitors/school nurses
- Public health advice to NHS
- Protecting the health of the local population

Financial Update (PHRFG) As at Period 6

Public Health – Forecast Outturn as at Period 6

Income/Expenditure 2022-23	BUDGET	FORECAST	VARIANCE
Income:			
Public Health Ring Fenced Grant	-31,217,923	-31,217,923	0
Contribution from Reserves	-3,765,000	-2,969,531	-795,469
TOTAL	-34,982,923	-34,187,454	-795,469
Expenditure:			
PH Strategic Functions	4,271,034	3,254,416	-1,016,618
Adults Other Services	2,251,137	2,946,496	695,359
Adults Public Health Services	11,443,266	11,755,994	312,728
Children's Other Services	2,315,000	2,089,639	-225,361
Children's Public Health Services	11,733,630	11,212,540	-521,090
Wider Determinants	2,968,857	2,928,370	-40,487
TOTAL	34,982,924	34,187,455	-795,469

Key Headlines

The main explanations for the budget variations are:-

- Public Health Strategic Functions underspend is due to an agreement to hold vacant positions within the staffing establishment to enable a £1.6m in year contribution to corporate savings, eligible within the Public Health Ring Fenced Grant (£0.8m) and COMF (£0.8m) .
- Adults Other Services overspend is due to in year funding of mental health reablement and Promoting Independent Living Service.
- Adults Public Health Services overspend is due to changes in the Health Checks contract to increase and target Health Checks.
- Children's Other Services underspend is due to maximising COMF funding for Youth Provision.
- Children's Public Health Services underspend is due to a delay in mobilisation of additional COMF funded Starting Well services.
- The Wider Determinants budget underspend is due to maximising COMF funding for Flu vaccinations.

COMF Grant Carry Forward

The total COMF funding carried forward from 2021/22 was £4.266m, this will be spent this financial year as shown below:

Spend Category	22/23
Compliance and Enforcement: Covid-19 Secure Marshals, support for events	137
Compliance and Enforcement: Environmental Health Officers	193
Project Management, commercial support and other staffing	259
Other: Prevention, management of local outbreaks and data intelligence, surveillance and communications	1,322
Support for vulnerable groups and targeted community interventions	1,295
Testing - contingency	90
Tracing - loss to follow up to improve containment of local outbreaks	133
Adult Social Care Commissioners and Quality Team Covid Response	837
Total	4,266

Public Health 3 Year use of Reserves – P6

Reserves	22-23	23-24	24-25
	£'000	£'000	£'000
Sexual Health	321	121	0
Childrens Prevention & Early Intervention	1,240	1489	0
Mental Health Adults	303	229	0
Mental Health Childrens	550	497	49
Smoking Prevention	47	93	46
Maternity Support	94	126	31
Health Protection	33	33	33
Health & Wellbeing Information and Advice	70	40	40
Physical Activity	100	100	100
Health Inequalities	178	178	178
BRR agreed schemes	433	517	445
Family Conferencing	0	183	183
Youth Support	0	350	350
QI Project	70	140	0
Domestic Abuse	75	195	255
Total	3,514	4,291	1,710
Reserves c/f	9,739	6,225	1,934
Remaining reserves	6,225	1,934	224

There has been a recent agreement to fund £117k over two years to Arts and Health, funded by removal of QI Project.

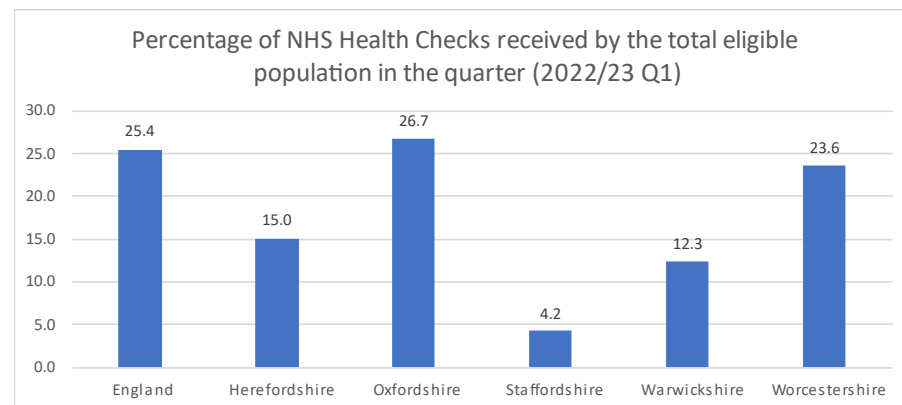
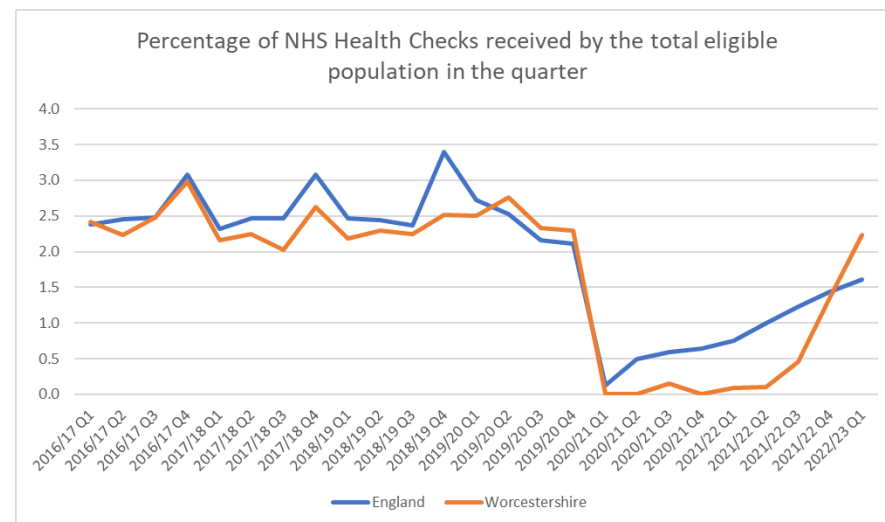
Public Health Outcomes:

Public Health Outcomes Framework

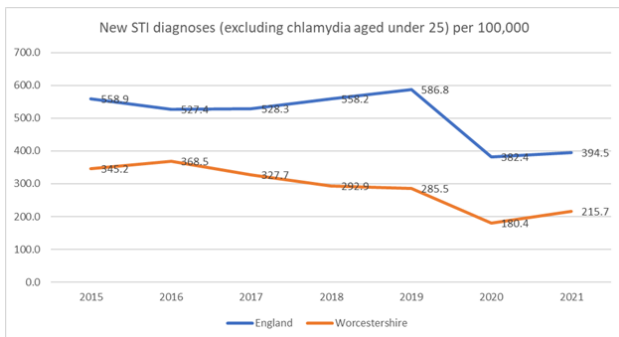
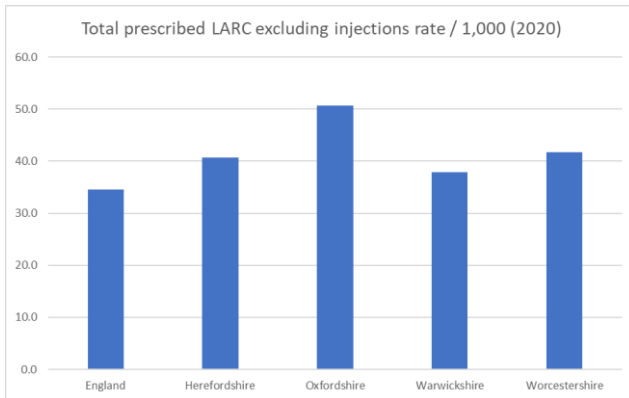
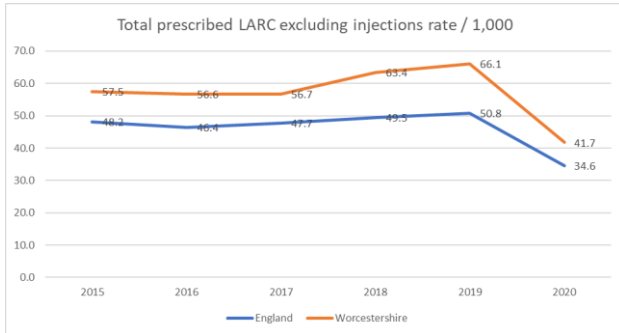
Outcomes from Public Health Services

NHS Health Checks Programme

- Aims to help prevent heart disease, stroke, diabetes and kidney disease.
- Everyone between ages of 40 and 74, not already been diagnosed with above conditions, invited (once every five years) to have a check to assess risk
- Delivered through primary care and payments are structured to target population groups with highest risk of CVD
- Activity constrained by the Covid-19 pandemic
- Figures for the latest quarter (2022/23 Q2) 19,562 invitations and 4,588 health checks completed.
- Over the 4 years to 2022/23 Q1, 42,139 health checks were completed in Worcestershire, 23.6% of the eligible population, compared to 21.5% for England, this is better than three out of the four comparator local authorities.



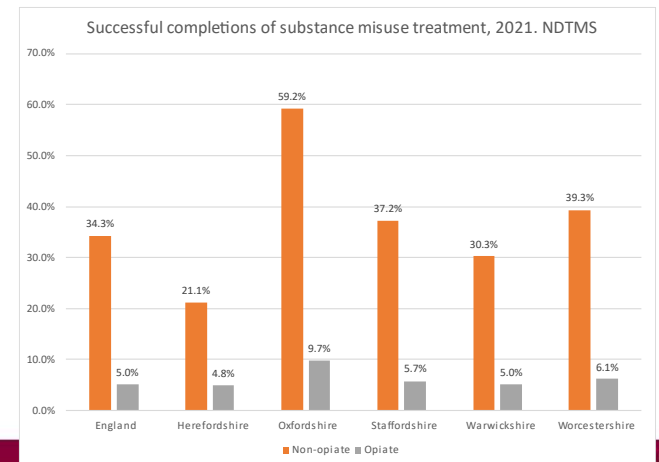
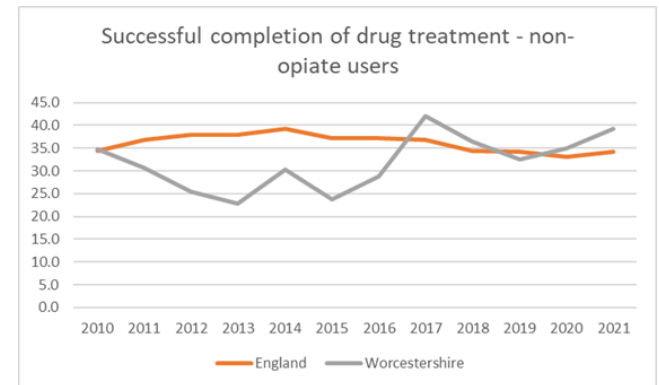
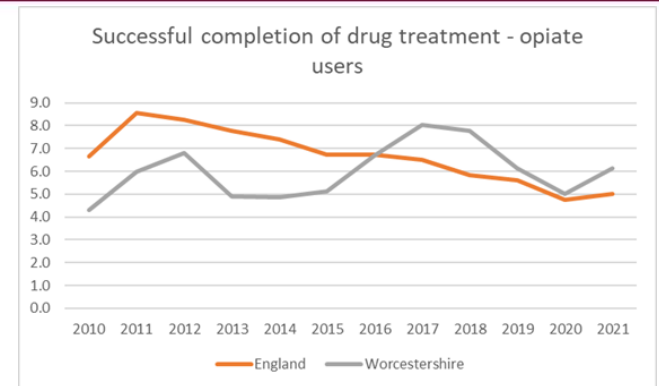
Worcestershire Integrated Sexual Health Service (WISH)



- Provides comprehensive open access sexual health services - including Sexually Transmitted Infection (STI) testing and treatment, partner notification and provision of contraception
- Prevalence of STIs is much lower than comparator authorities and national levels.
- HIV late diagnosis rates are similar to national levels
- Activity was constrained by the Covid-19 pandemic
- Long-acting reversible contraception (LARC) methods are highly effective. LARC is provided by GPs and WISH.
- LARC provision in Worcestershire remains above national values and most similar local authorities
- Teenage conception rates have significantly reduced over the last decade. From 32.8 in 2009 to 12.8 in 2020.

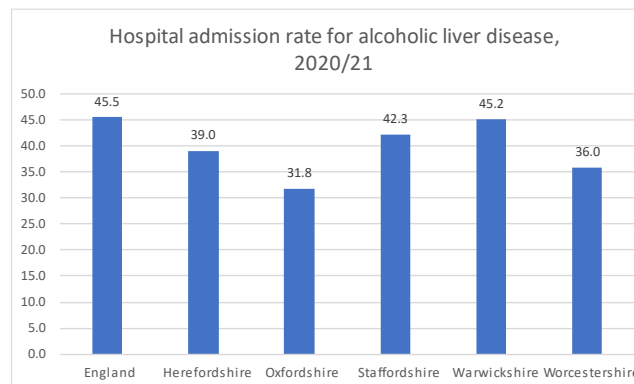
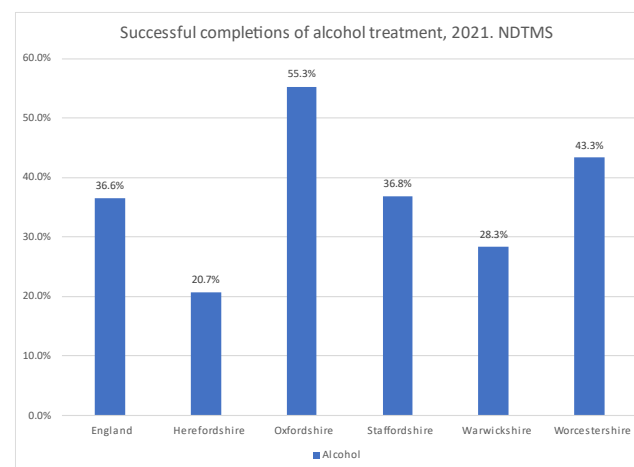
Drugs treatment

- Spending and outcomes on Drugs and Alcohol services are around the national average, and similar to statistical neighbours.
- Successful completion of substance misuse treatment after 6 months has been improving since 2015, remaining significantly better than national figures and similar local authorities.
- In 2020/21 there were 1211 people in treatment for opiates and 214 people in treatment for non-opiate drugs, and 190 for non opiate and alcohol combined.
- In Q1 2022/23 40% of opiate and 38% of non opiate clients were working after successful completion of treatment. 96% of opiate and 38% of non opiate clients reported no housing need. These outcomes are better than nationally.



Alcohol treatment

- Successful completion of alcohol treatment after 6 months has been improving since 2015, remaining significantly better than national figures and better than most other similar authorities.
- The latest activity data for 2021 shows 43.3% of completions of alcohol treatment were successful, compared with 36.6% nationally.
- In 2020/21 there were 777 people in treatment for alcohol and 190 for non opiate and alcohol combined.
- The hospital admission rate for alcoholic liver disease is 36 per 100,000, significantly below the national value of 45.5



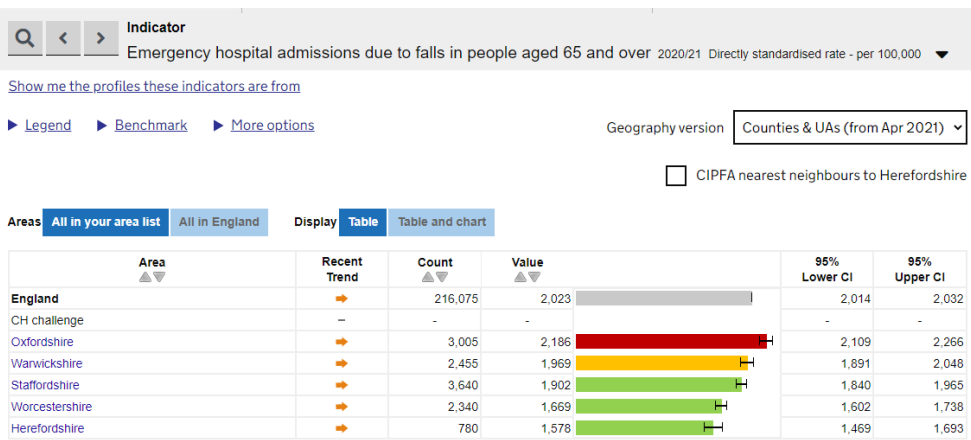
Lifestyle and behaviour change service

- The Lifestyle Service supports service users to make positive changes to their lifestyle (diet, physical activity, smoking, alcohol)
- Lifestyle advisors are embedded within General Practice
- Service outcomes for 2021/22:
 - Percentage of those signed off that have achieved an improvement in at least one health measure = 100%
 - Percentage that have increased their physical activity levels = 91%
 - Percentage that have reduced their BMI = 79%
 - Percentage that have quit smoking = 6%
 - Percentage of those that have maintained achievement of main health goal at 12 months = 82%

Lifestyle Service participants		2021/22
No. of people referred to the service		2188
No. of people who have had contact with an advisor		1874
No. of people accessing for support with...	Diet	421
	Physical Activity	243
	Smoking	229
	Alcohol	76
	Weight Management	1159
	Mental Wellbeing	160

Falls prevention

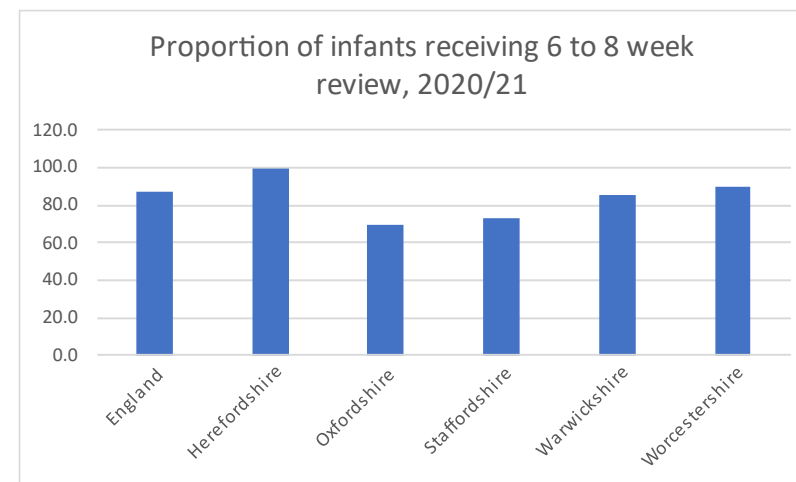
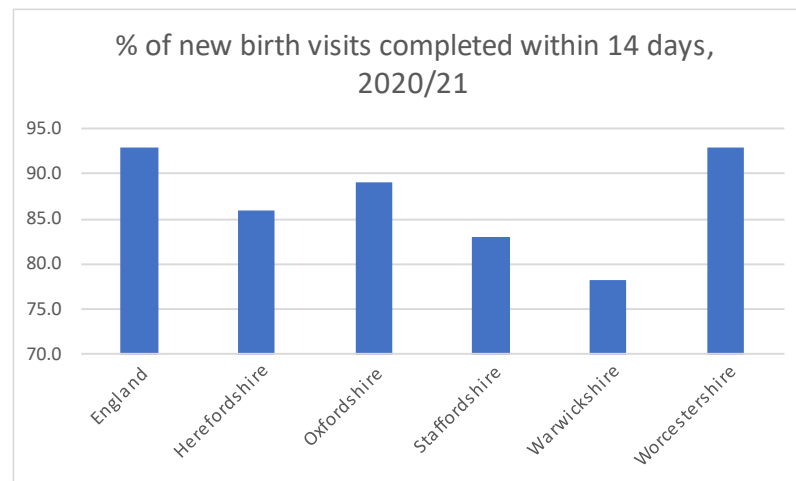
- Falls are the largest cause of emergency hospital admissions for older people, and significantly impact on long term outcomes
- The Strong and Steady service aims to reduce falls in older people, through the co-ordination and delivery of evidence based strong and steady exercise classes
- The Strong & Steady programme activity shown on the right contributes to falls prevention measured by hospital admission (below)
- Admission rates in Worcestershire are below the national level, and similar to comparable areas



Strong & Steady	2021/2022				
	Q1	Q2	Q3	Q4	Total
Total Referrals	72	160	119	213	564
Total amount of people attending first session	340	45	143	109	637
Total amount of people attending 10 sessions	8	15	29	79	131
Total amount of people attending 15 sessions or more	0	96	34	46	176
Number of active strong & steady classes	25	52	58	56	191

Starting Well Service (0-19s Prevention)

- All infants and their families are eligible to receive a visit led by a health visitor within the first two weeks from birth – which is known as the **New Birth Visit (NBV)**. This visit forms part of the Healthy Child Programme of support. In 2020/21 Worcestershire performed significantly better than similar counties. (Latest activity data (2021/22): 5081 visits were completed within 14 days, 90% of all visits)
- The **6-to-8-week review** is also an opportunity for support with breastfeeding if required, and allows an assessment of mother’s mental health. In 2020/21 Worcestershire performed significantly better than similar counties. (Latest activity data (2021/22): 5121 infants received a 6-to-8 week review, 91.4% of all infants)
- **Breastfeeding** has considerable health benefits for infant and mother. In 2019/20, breastfeeding prevalence was similar to England but lower than similar local authorities.
- **Parenting** support - Total Number of all parents receiving Face to Face or Group Parenting Support = 3,154 in 2021/22
- The service provides 12 month and 2.5 year developmental reviews. **Children’s progress** is measured in the five domains of communication, gross motor, fine motor, problem solving and personal-social skills. The proportion of children at or above the expected level of development at age 2.5 is higher than England and comparator local authorities.



Domestic Abuse

- The rate of domestic abuse-related incidents and crimes in West Mercia is similar to nationally in 2020/21 at 30.4 per 100,000 (England=30.3)
- New duties under Domestic Abuse Act 2021. All governance and required statutory processes are up and running.

Domestic Abuse Advice and Support Service (DAASS)

- 29 new units of safe accommodation are being sourced through the District Council's with 15 secured by end of Q2 2022/23

	Group Work	Helpline Support	One to One Support	Refuge	Male Victim Service
Referrals	630	1139	187	224	70
Entered Service/ Support	432	1139	112	44	42

• DRIVE (Domestic Abuse Perpetrator Programme)

– funded by the PCC and Public Health. In 2021/2 Drive dealt with:

- 104 perpetrators
- 109 associated victims for whom there were 253 associated children

• Domestic Abuse Training (WCC Staff and partners)

Q1 2022/23 report:

- April – July 2022
- Module 1 – 5 sessions/ 78 attendees
- Module 2 – 4 sessions/ 54 attendees
- Module 3 – 4 sessions/ 39 attendees